



Terrorism overview

Year/range

1970

2017

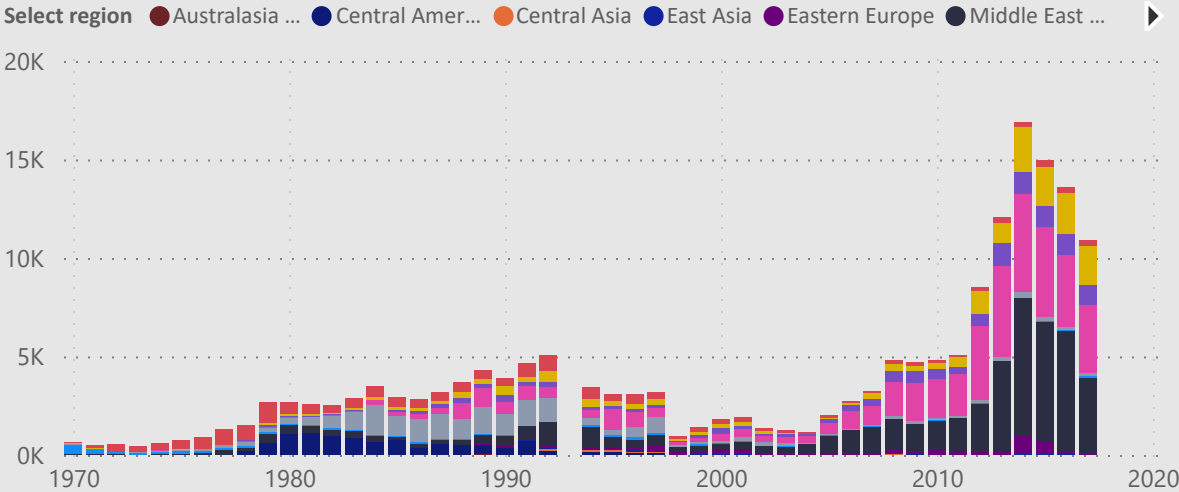
Region

All

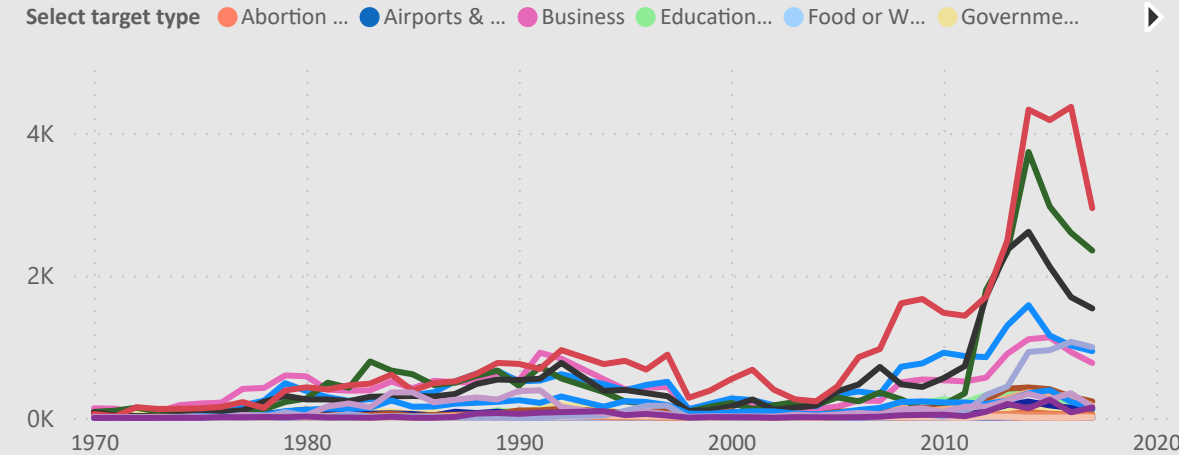
Country

All

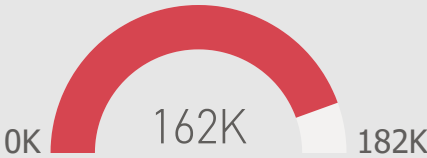
Count of attacks by region



Count of attacks by target type



Success share



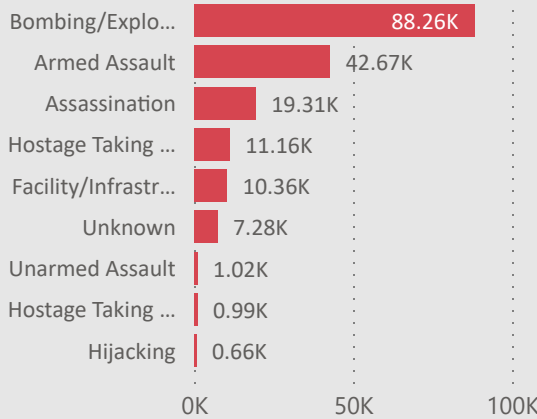
Description

Between 1970 and 2016, Central America & Caribbean had the largest increase in Count of region_txt (50.00%) while 3 region_txt tied for the largest decrease (75.00%).

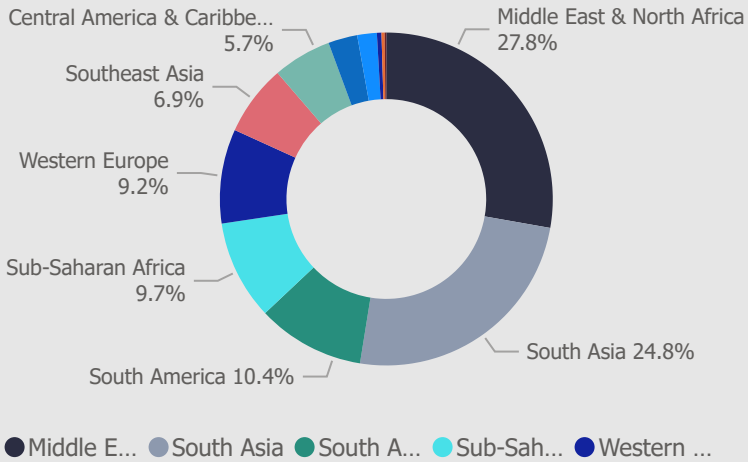
The most recent Count of region_txt anomaly was in 2011, when South Asia had a high of 71.

Count of region_txt for South Asia started trending down on 2014, falling by 50.00% (1) in 2 years.

Count of attack type



Share of attacks by region



Attacks by target type

targtype1_txt	Count of eventid	%GT Count of eventid
Private Citizens & Property	43511	23.95%
Military	27984	15.40%
Police	24506	13.49%
Government (General)	21283	11.71%
Business	20669	11.38%
Transportation	6799	3.74%
Utilities	6023	3.31%
Unknown	5898	3.25%
Religious Figures/Institutions	4440	2.44%
Educational Institution	4322	2.38%
Government (Diplomatic)	3573	1.97%
Terrorists/Non-State Militia	3039	1.67%
Journalists & Media	2948	1.62%
Violent Political Party	1866	1.03%
Airports & Aircraft	1343	0.74%
Telecommunication	1009	0.56%
NGO	970	0.53%
Total	181691	100.00%

Region: Western Europe

Year/range

1970

2017

Region

Western Europe

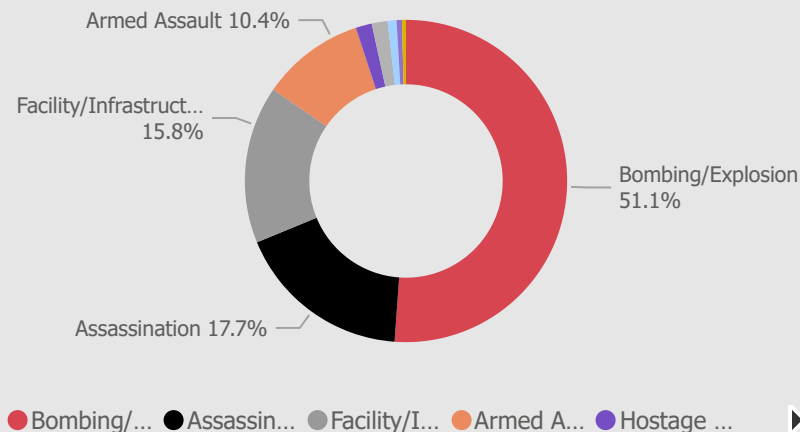
Country

All

Attacks by country

country_txt	Count of eventid	%GT Count of eventid
United Kingdom	5235	31.46%
Spain	3249	19.53%
France	2693	16.18%
Italy	1565	9.41%
Greece	1275	7.66%
Germany	735	4.42%
West Germany (FRG)	541	3.25%
Ireland	307	1.85%
Belgium	154	0.93%
Portugal	140	0.84%
Total	16639	100.00%

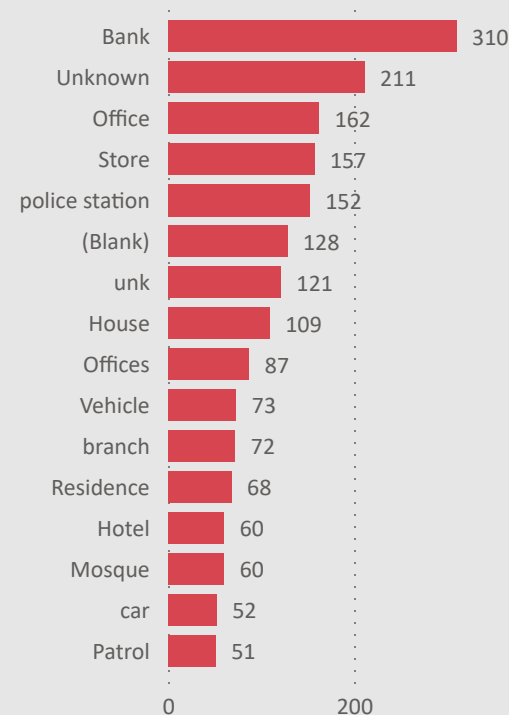
Share of attacks by type



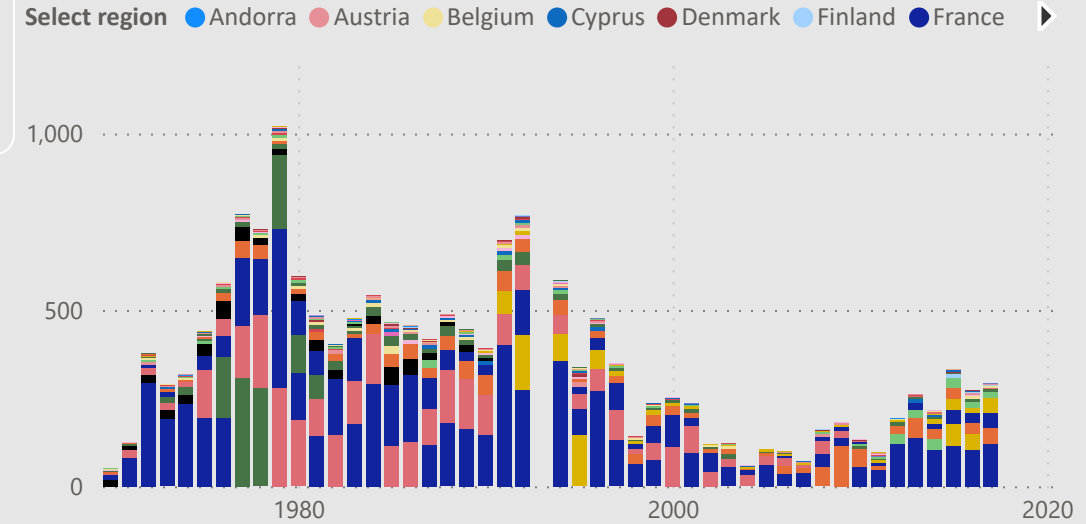
Total success share



Count of attacks by target



Count of attacks by country

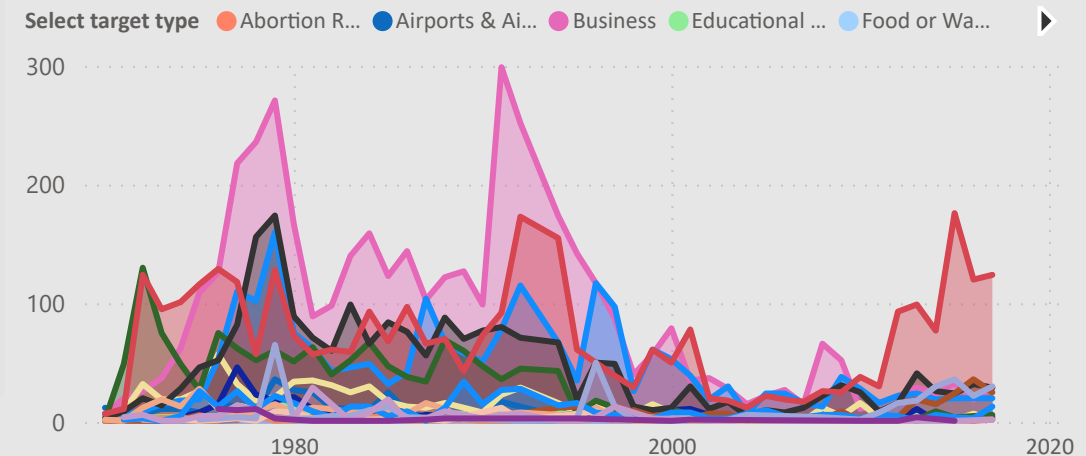


Description

Count of region_txt trended down, resulting in a 75.00% decrease between 1970 and 2011.

The most recent Count of region_txt anomaly was in 1979, when Western Europe had a high

Count of attacks by target type

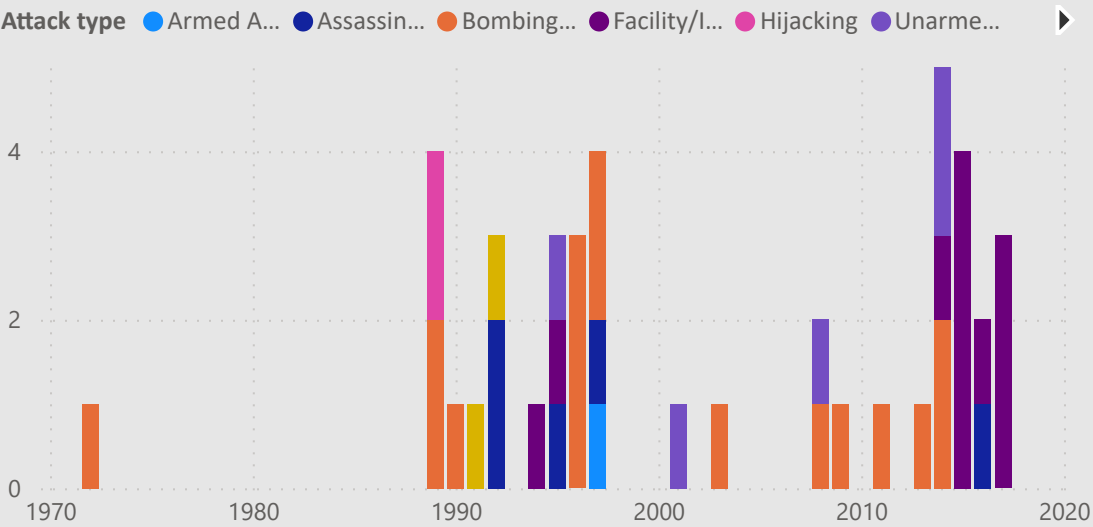


Country: Czechia/Czechoslovakia

Czech Republic

Czechoslovakia

Count of attack types by year



Bombing/Explosion had the highest total Count of attacktype1_txt at 16, followed by Facility/Infrastructure Attack and Assassination. Unknown had the lowest total Count of attacktype1_txt at 2.

2015 in attacktype1_txt Facility/Infrastructure Attack made up 9.52% of Count of attacktype1_txt.

Facility/Infrastructure Attack had the highest average Count of attacktype1_txt at 1.83, followed by Bombing/Explosion and Assassination. Unknown had the lowest average Count of attacktype1_txt at 1.

Cities under terrorist attacks

